

Basic set 130 l/min for shut-off valve for concealed installation spindle

Surfaces: Article Number: **16970180**



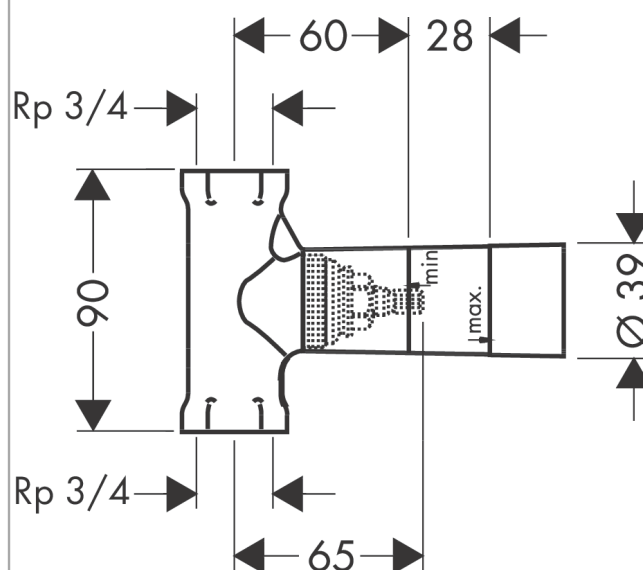
product features

- suitable for all shut-off valves finish sets
- connection dimension: DN20
- maximum flow rate at 3 bar: 130 l/min

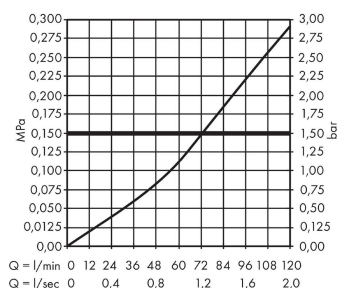
Product image



Scale drawing



Flowchart



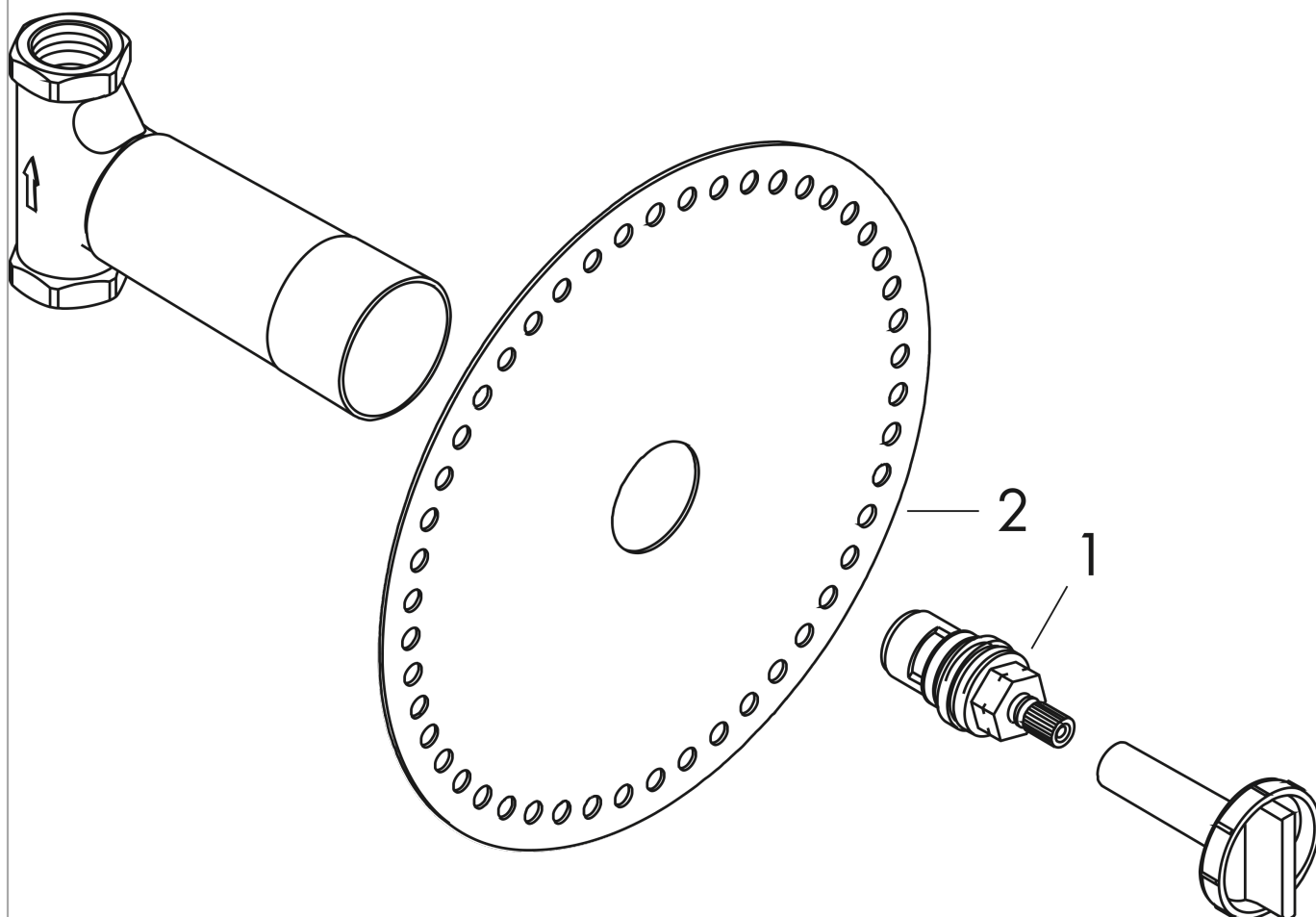
Basic set 130 l/min for shut-off valve for concealed installation spindle

Surfaces: Article Number: **16970180**



Exploded Drawing

Year of production: >10/17



Basic set 130 l/min for shut-off valve for concealed installation spindle

Surfaces: Article Number: **16970180**



Spare part list

Year of production: >10/17

Pos.		Article Number	Price	PU
1	shut off unit with spindle DN20 (¾")	92929000	€ 28,20	1
2	sealing foil	96492000	€ 8,45	1